

ROADWAY FIXTURE RW SERIES

 Project: _____
 Part Number: _____
 Quantity: _____


APPLICATIONS

- Street Lighting
- Intersections
- Parking Lots
- Public Areas

FEATURES

- 100,000 Hour Lifespan (IESNA)
- 10 Year or 60,000 Hour Warranty
- High Pressure Die-casted, Powder Coated Aluminum Housing
- Clear Tempered Glass Lens, Optional Drop Polycarbonate (PC) Lens
- NEMA Type 2/3 Distribution
- Ambient Temp Range: -30 to 120 deg F

Made in the USA 
 of U.S. and imported parts



LAMP/GENERATOR

- 120-277V Universal Electronic Ballast
- Available 0-10V Dimmability, 2-way Communication
- Power Factor > 0.95, Operation Frequency 50-60Hz
- Instant-On, Flicker Free, Minimum Light Loss
- 100W—400W Square Tubular Lamp Design
- Color Temps Available: 3000K—5000K
- CRI > 85—Excellent Color Rendition

Product #	Wattage	Replaces	Lm/W	Lumens	IP Rating	Size	Lens
MHT-RW-100E	100	MH - 200W HPS - 200W	77.5	7,750	65	31.5"x14.5"	Glass, Drop PC
MHT-RW-120E	120	MH - 200W HPS - 200W	77.5	9,300	65	31.5"x14.5"	Glass, Drop PC
MHT-RW-150E	150	MH - 250W HPS - 300W	82.5	12,375	65	31.5"x14.5"	Glass, Drop PC
MHT-RW-200E	200	MH - 360W HPS - 400W	82.5	16,500	65	41.5"x16.5"	Glass, Drop PC
MHT-RW-250E	250	MH - 400W HPS - 500W	87.5	21,875	65	41.5"x16.5"	Glass, Drop PC
**MHT-RW-300E	300	MH - 500W HPS - 600W	87.5	26,250	65	55"x18.5"	Glass, Drop PC
**MHT-RW-400E	400	MH - 1000W HPS—1000W	87.5	35,000	65	55"x18.5"	Glass, Drop PC

** Product pending UL approval

Available Options:

- NEMA-4 Photocell Receptacle, Complete Photocell
- Dimmable Ballast, Drop Polycarbonate Lens

ORDERING CODES

MHT-RW
E
Wattage:

100, 120, 150
200, 250, 300
400

Color Temp:

3K = 3000K
4K = 4000K
5K = 5000K

Voltage:

U = Univ
3 = 347V

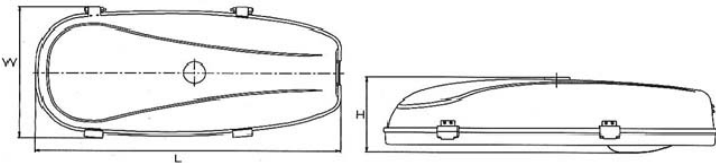
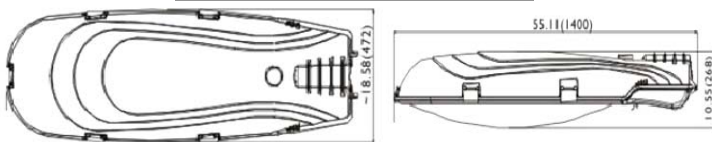
Lens:

GL = Glass
PC = Drop
PC

Dimmable
Ballast:
DB
Options: (please specify voltage)

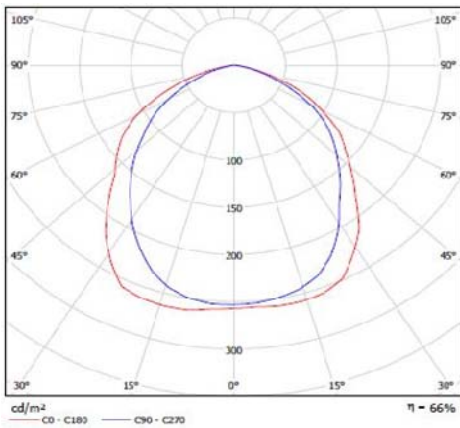
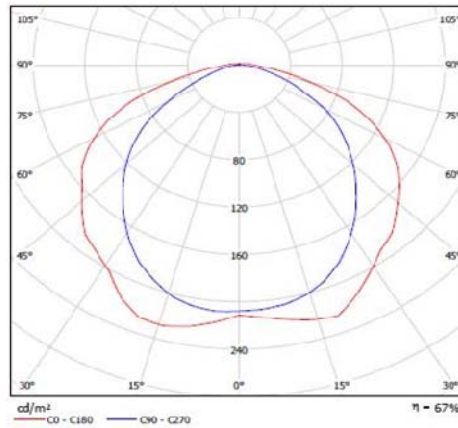
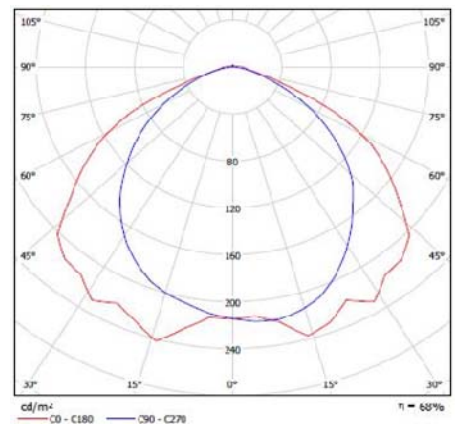
PC = Complete Photocell
PR = Photocell Receptacle Only
IC = Intelligent Controls

DIMENSIONS

MHT-RW-100/120/150/200/250E

MHT-RW-300/400E


inches (mm)	100/120/ 150E	200/250E	300/400E
Length	31.5 (801)	41.5 (1054)	55.1
Width	14.5 (368)	16.5 (419)	18.6
Height (Glass)	7.7 (195)	8.4 (212)	
Height (PC)	10.6 (269)	12.1 (307)	10.55

SAMPLE PHOTOMETRICS

MHT-RW-150E

MHT-RW-200E

MHT-RW-400E


- ▶ Products are UL Listed/Labeled and Assembled in ISO9000/1 Certified US Facility
- ▶ Every product is quality tested and inspected prior to shipment
- ▶ We offer a 10-year, 60,000 hour Warranty (please see Warranty Terms and Conditions)
- ▶ Made in the USA of US and Imported Parts, Meets Buy American requirements within the ARRA